

DEAN NATURAL VENDING

Premium Vending With World Class Service

Hello Spartan Country!

We are proud to be the new vending service for Laurel High School. Our mission is to provide the highest quality vending service to everyone that uses our machines. Our premium vending service offers a wide variety of traditional and healthy products. The new machines will be located at the rear entrance near the library, in the lobby near the locker rooms, and the teacher's lounge. Each machine has built in lasers to ensure that your item vends properly. If you have any comments or questions regarding our machines, you can tap the "Help" button located on the touchscreen to send us a message.

All our machines accept cash, coin, all major credit/debit cards, as well as Apple Pay and Google Pay. You may also use the app called *365Pay* to purchase items from our machines. The app can be downloaded in the Apple App Store or the Google Play Store. The app allows users to fund an account with a debit/credit card and will allow parents to monitor what their child is buying.

Our machines allow users to purchase up to three items with a single transaction. When using cash, you must push and hold the blue change button on the machine to let the machine know you are done and would like to receive your change. When making a purchase with a credit/debit card, your card will have a pending authorization hold for \$6.00. This hold is temporary, and once the transaction is completed, the hold will immediately change to the actual purchase amount. In some instances, this may take up to 24 hours. If you should have any questions or concerns, please call your bank's customer service number.

We are honored to be able to serve the students, faculty, and staff of Laurel High School!

Robert Hites – Vice President

Robert Hites

Laurel High School Class of 2010

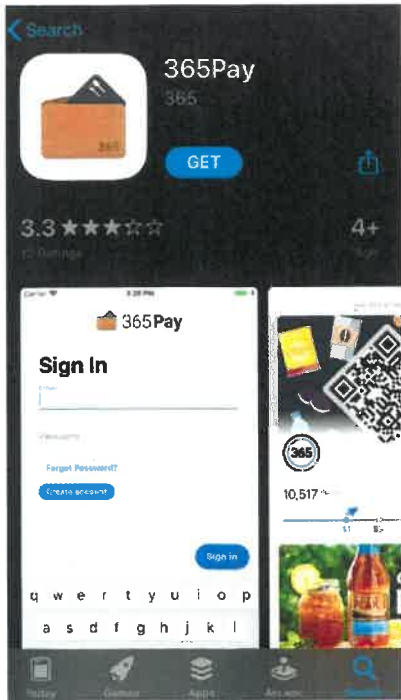
Robert E. Dean – President & CEO

Robert E. Dean

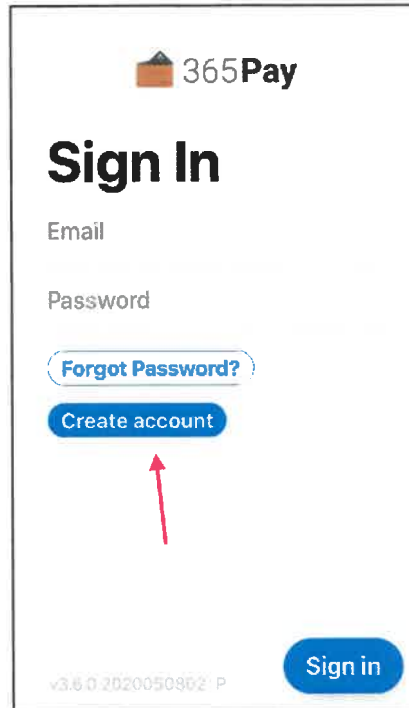
Laurel High School Class of 1979

How to create an account:

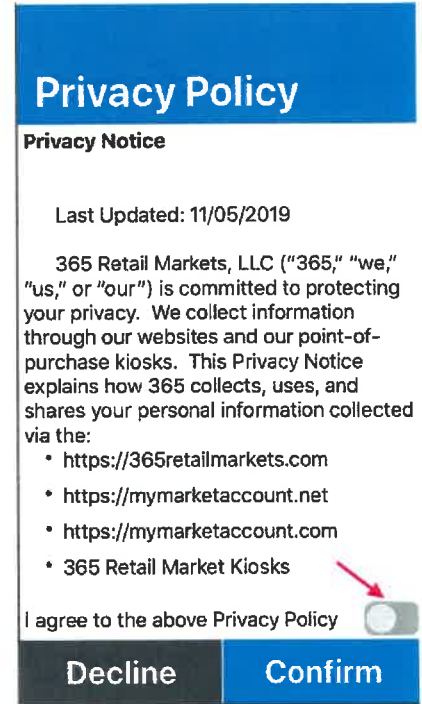
Download the 365Pay App from the App Store or Google Play Store



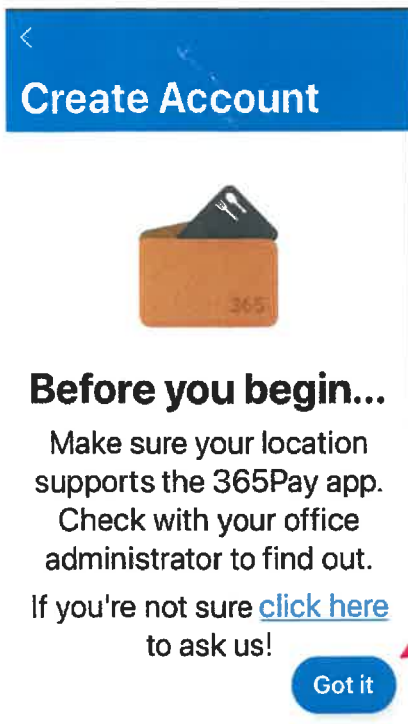
On the main screen click "Create Account"



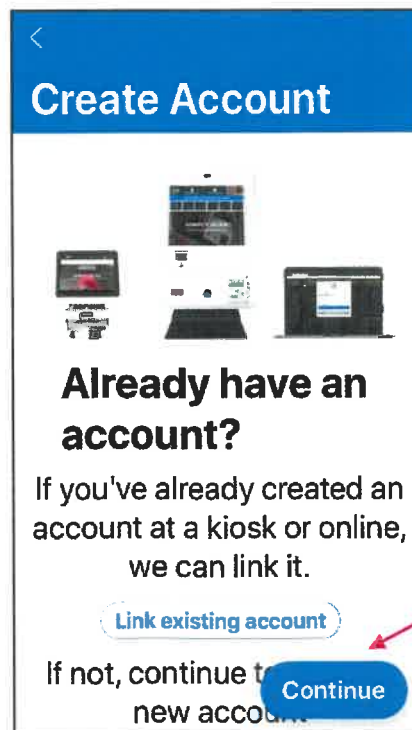
Scroll down on the privacy notice then hit the button to agree, then tap "Confirm"



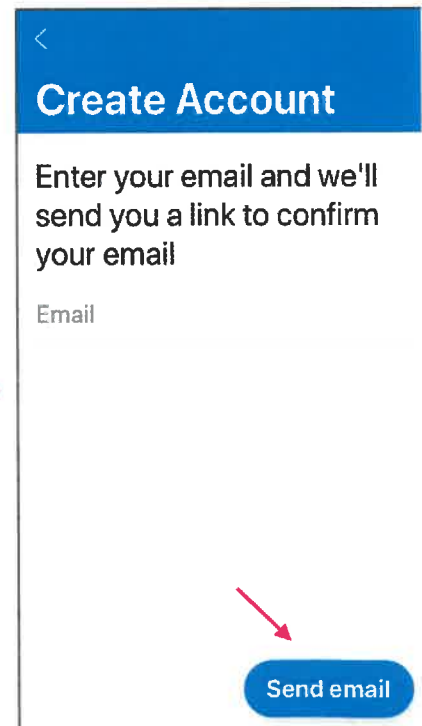
Tap "Got It"



Tap "Continue"



Enter your primary email then tap "Send Email"



Once you receive the automated email, click "Verify Email" and follow the prompts to finish setting up your account!!

If you have any questions regarding your account, you can contact Robert Hites at (724) 487-3256